

Wastewater Management

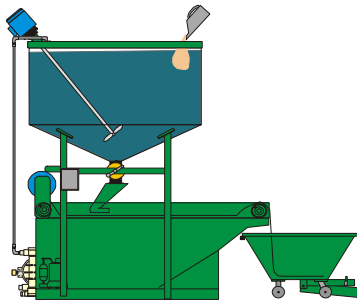
Simple, Safe, and Cost Effective

- Sophisticated yet user-friendly technology.
- Guaranteed to meet local sewer discharge limits.
- Excellent choice for recycling.
- Clear advantages over ultra-filtration and evaporation.
- No hazardous by-products.
- Compact: typical dimensions are only 80" x 70"
- Batch Sizes of 65, 100, 200, 350, 500, 750, and 1000 Gallons. Batch cycle takes 30 minutes and requires only 10 minutes of low skilled attendance.
- Very low maintenance: WE, Inc. offers a 3- year, 100% parts replacement warranty.
- Handles almost any aqueous based fluid, including metal plating, vibratory, equipment and parts washing, floor cleaning, metal working fluids, etc.



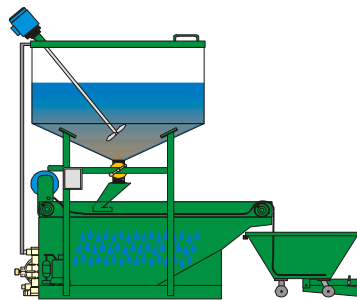
**RT-200-HO Semi-automatic Reactor
(shown here)**

The Heart of the “Turn-Key” System



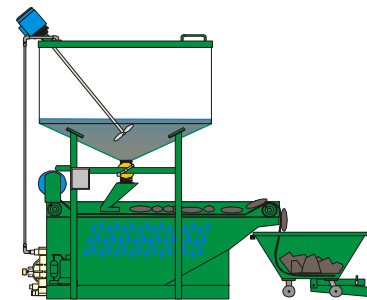
Stage One

The RT Unit is filled with effluent. The turbine mixer is started and WE Reactant is added. After (5) minutes of mixing a large floc will form. The mixer is then stopped and settling of the floc to the bottom of the tank occurs, usually in a couple of minutes.



Stage Two

Once the settling, or phasing, of the floc has occurred, draining and filtering begins. Clarified water from the upper area of the tank is drained first, followed by the floc (sludge). Filter media captures the solids, allowing the clarified water through to a clean compartment. A discharge pump automatically transfers the fluids to sewer or recycling vessel.



Stage Three

An automated conveyor advances the filter media and sludge as needed. This usually requires only (5) feet of filter media. An included self-tipping sludge gondola captures the filter media and sludge for disposal. The sludge dries to a cake, without need of a filter press. The process is now complete. The water will pass local discharge limits, and the sludge will pass TCLP.



Unit	Batch Size	Capability (up to)	Dimensions (L x W x H)	Filter	Electrical	Control Options
RT-65-DB	65 gal.	130 gal. /hr	46"x40"x84"	Dump Bag	115VAC	Manual
RT-65-HO	65 gal.	130 gal. /hr	46"x40"x84"	Dump Bag	115VAC	Semi Auto
RT-100-HO	100 gal.	200 gal. /hr	70"x39"x84"	29" Roll	115VAC	Semi Auto
RT-200-HO	200 gal.	400 gal. /hr	74"x48"x92"	33" Roll	240/480VAC	Semi/Full Auto
RT-350-HO	350 gal.	700 gal. /hr	86"x60"x93"	44" Roll	240/480VAC	Semi/Full Auto
RT-500-HO	500 gal.	1000 gal. /hr	96"x72"x96"	44" Roll	240/480VAC	Semi/Full Auto
RT-750-HO	750 gal.	1500 gal. /hr	120"x90"x105"	52" Roll	240/480VAC	Semi/Full Auto
RT-1000-HO	1000 gal.	2000 gal. /hr	120"x90"x114"	52" Roll	240/480VAC	Semi/Full Auto

**RT-65-DB
RT-65-HO**

- Designed for the low volume generator, these units feature a pull out cart and filter.
- The *base model* includes an on/off switch and an on-board, float-activated discharge pump – for transferring treated fluids to sewer or recycle vessel. No special skills are required to operate. A full cycle requires about (15) minutes of attendance.
- *HO model* comes equipped with an electrical control panel, an on-board auto sump pump. An auto fill function: simply push “fill start” button and the on-board pump will draw fluids from storage source into the mix tank. Other features include a rinse down package, countdown mixer timer and a final stage canister filter. A cycle requires only (5) minutes of attendance.
- Both models utilize a reusable filter bag that can handle from 2 to 5 batches of sludge before emptying is required.
- 3-year, 100% parts replacement warranty

**RT-100-HO
RT-200-HO
RT-350-HO
RT-500-HO
RT-750-HO
RT-1000-HO**

- All HO models are semi-automatic and engineered to be operated by custodial personnel.
- Operator simply pushes “fill start” on the control panel to activate the “auto fill” function. An on-board pump will draw fluids from storage vessel and continue to transfer effluent until ‘full’ capacity is reached. A float sensor will deactivate the transfer pump, and illuminate a “RT Full” light on the control panel.
- Operator then sets the countdown mixer timer, adds Reactant and allows (5) minutes for a reaction to occur, e.g. separation of contaminants from water.
- Operator will allow (1) minute for settling, then open the drain/filter valves.
- The entire process limits operator attendance to approximately (10) minutes per batch – regardless of the model size.
- Other features include electrical control panel, rinsing package, auto-indexing filter bed, self-tipping sludge gondola, final stage canister filter, and an on-board discharge pump for clarified liquid.
- Further options include *fully automatic* package (totally operator free), choice of 240 or 480VAC, choice of many more labor saving/convenience features. Please talk to your WE, Inc. Salesperson for details.
- The most noteworthy feature of all RT units **and** accompanying systems components is our 3-year, 100% parts replacement warranty!